

Explore the HSV Tax Function

$$\begin{aligned}
 T(y) &= y - \lambda y^{1-\tau} \\
 MTR &= T'(y) = 1 - \lambda(1-\tau)y^{-\tau} \\
 ATR &= \frac{T(y)}{y} = 1 - \lambda y^{-\tau}
 \end{aligned}$$

$\tau = 0 \Rightarrow$  proportional tax:

$$\begin{aligned}
 T(y) &= (1 - \lambda)y \\
 MTR &= ATR = 1 - \lambda
 \end{aligned}$$

$\tau > 0 \Rightarrow$  tax rates increase with income  $\Rightarrow$  tax system is progressive

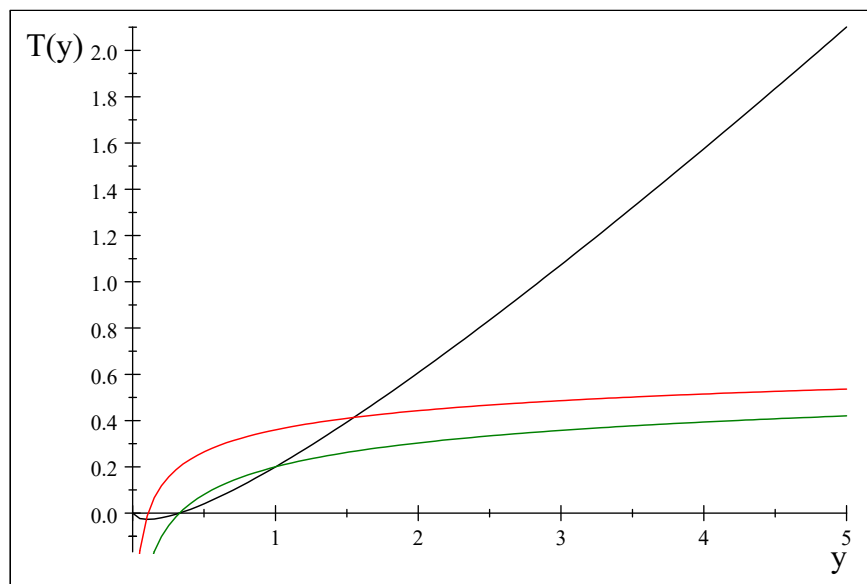
$\tau < 0 \Rightarrow$  marginal tax rates decline with income  $\Rightarrow$  tax system is regressive

Alternative definition of progressivity is  $MTR(y) > ATR(y)$  for all  $y$ , or  $1 - MTR(y) < 1 - ATR(y)$

Here

$$\frac{1 - ATR(y)}{1 - MTR(y)} = \frac{\lambda y^{-\tau}}{\lambda(1-\tau)y^{-\tau}} = \frac{1}{1-\tau} > 1 \text{ iff } \tau > 0$$

Here we set  $\lambda = 0.8$   $\tau = 0.2$  and plot  $T(y)$  (in black),  $T'(y)$  (in red)  $\frac{T(y)}{y}$  (in green)



Restrictions imposed by this system:

1. marginal tax rates are monotone in income

2.  $y = 0 \Rightarrow \tilde{y} = 0$ .

Estimating  $\tau$

Disposable income  $\tilde{y}$  has a log-linear relation to pre-tax income  $y$

$$\begin{aligned}\tilde{y} &= y - T(y) = \lambda y^{1-\tau} \\ \log(\tilde{y}) &= \log \lambda + (1 - \tau) \log y\end{aligned}$$

so  $(1 - \tau)$  is the elasticity of disposal income to pre-tax income.

We can use this expression to estimate  $\tau$  by OLS

But choices to be made:

1. What income components to include in  $y$ ? (asset income, business income, capital gains?)
2. Should difference between  $y$  and  $\tilde{y}$  include transfers as well as taxes? What about transfers in kind?
3. Should  $y$  be total income or just taxable income?
4. What about state and local taxes – property and consumption taxes important
5. What about fact that social security is partly forced saving rather than redistributive taxation?
6. Must drop zeros if estimating in logs – and then where to trim? (if misspecified estimates might be sensitive to this)
7. Will  $\tau$  estimate be consistent? Depends on structure for measurement error

Alternative approach: use PPML non-linear estimator on function in levels (Konig)

Bottom line is that measuring tax progressivity is not simple

Different choices can lead to different measures  $\Rightarrow$  debate about how progressive the system is, whether taxes have become more progressive over time

Model Tricks in HSV

Goal: Build a model

- in which people make labor supply and skill investment choices
- which generates realistic heterogeneity in hours, earnings and consumption
- with a reasonable approximation to the US tax and transfer system
- which is entirely tractable

Use the model to assess

- Whether the current system is optimally progressive
- How choices for redistribution and government spending interact
- How should government respond to rising inequality?

Tricks to preserving tractability

- Use special preferences: quadratic, or CARA?
- Abstract from idiosyncratic risk?
- Our approach: standard preferences but a carefully chosen idiosyncratic risk process and asset market structure

## 1 Tax and Transfer Function and Labor Supply

Let's now look at the labor supply choice

Consider a static model

Suppose we have the following HH problem

$$\max \left\{ \frac{c^{1-\gamma}}{1-\gamma} - \frac{n^{1+\sigma}}{1+\sigma} \right\}$$

subject to

$$\begin{aligned} c &= wn - T(wn) \\ T(wn) &= wn - \lambda(wn)^{1-\tau} \end{aligned}$$

Substituting constraints into the objective

$$\max_n \left\{ \frac{(\lambda(wn)^{1-\tau})^{1-\gamma}}{1-\gamma} - \frac{n^{1+\sigma}}{1+\sigma} \right\}$$

The FOC is

$$\begin{aligned} (\lambda(wn)^{1-\tau})^{-\gamma} \lambda(1-\tau)(wn)^{-\tau} w &= n^\sigma \\ n &= \left[ \lambda^{1-\gamma} w^{1-\gamma(1-\tau)-\tau} (1-\tau) \right]^{\frac{1}{\sigma+\tau+\gamma(1-\tau)}} \end{aligned}$$

Suppose we set  $\gamma = 1$  (we don't have to do this)

Then

$$n = (1-\tau)^{\frac{1}{1+\sigma}}$$

Note that

$$\begin{aligned} c &= \lambda(wn)^{1-\tau} \\ &= \lambda w^{1-\tau} (1-\tau)^{\frac{1-\tau}{1+\sigma}} \end{aligned}$$

so

$$\frac{d \log c}{d \log w} = (1 - \tau)$$

i.e., tax progressivity reduces pass through from wages to consumption

Start with an endowment economy with wealth in zero net supply (Huggett 1993)

labor supply and skill investment later

Agents trade a risk-free bond and can borrow and lend

Transitory shocks: those with a good shock save, those with a bad shock borrow

Permanent shocks: not so obvious

## 2 Constantinides and Duffie 1994 No Bond Trade Result

Suppose agents solve

$$\max \sum_{t=0}^{\infty} \beta^t E \left[ \frac{c_t^{1-\gamma}}{1-\gamma} \right]$$

s.t.

$$\begin{aligned} c_t + a_{t+1} &= y_t + (1+r)a_t \\ a_{t+1} &\geq \underline{a} \\ a_0 &= 0 \end{aligned}$$

where

$$\begin{aligned} \log y_{t+1} &= \log y_t + \omega_{t+1} \\ y_{t+1} &= y_t \exp(\omega_{t+1}) \\ \omega_{t+1} &\sim N(\mu, \sigma^2) \end{aligned}$$

Market clearing for this economy is

$$\begin{aligned} \int c_{it} di &= \int y_{it} di \\ \int a_{i,t+1} di &= 0 \text{ for all } t \end{aligned}$$

The FOC for the household is

$$c_t^{-\gamma} = \beta(1+r)E_t [c_{t+1}^{-\gamma}]$$

Guess and verify that there is an equilibrium in which  $c_{it} = y_{it}$  for all  $i$  and  $t$ .

Are households happy with that choice?

Plug conjectured allocation into their FOC

$$\begin{aligned} y_t^{-\gamma} &= \beta(1+r)E_t [y_{t+1}^{-\gamma}] \\ y_t^{-\gamma} &= \beta(1+r)E_t [y_t^{-\gamma} \exp(\omega_{t+1})^{-\gamma}] \\ 1 &= \beta(1+r)E_t [\exp(\omega_{t+1})^{-\gamma}] \end{aligned}$$

Note that  $E_t [\exp(\omega_{t+1})^{-\gamma}]$  is independent of  $y_t$ . Thus, as long as

$$1+r = \frac{1}{\beta E_t [\exp(\omega_{t+1})^{-\gamma}]}$$

all agents will be saving / borrowing optimally when  $c_{it} = y_{it}$ .

Trick borrowed from Constantinides and Duffie (1994).

We will show that the trick still works with labor supply + progressive taxes etc.

What is  $E_t [\exp(\omega_{t+1})^{-\gamma}]$ ? We know that

$$\log(\exp(-\gamma\omega_{t+1})) \sim N(-\gamma\mu, \gamma^2\sigma^2)$$

So  $\exp(-\gamma\omega_{t+1})$  is log-normally distributed. So we can use the formula for the expectation of a log-normal variable which is

$$E[\exp(-\gamma\omega_{t+1})] = \exp\left(-\gamma\mu + \frac{\gamma^2\sigma^2}{2}\right)$$

So we have

$$\beta \exp\left(-\gamma\mu + \frac{\gamma^2\sigma^2}{2}\right) = \frac{1}{1+r}$$

Define  $\rho$  s.t.  $\beta \equiv \frac{1}{1+\rho}$

$$\frac{1}{1+\rho} \exp\left(-\gamma\mu + \frac{\gamma^2\sigma^2}{2}\right) = \frac{1}{1+r}$$

Take logs of both sides, using the approximation

$$\log \frac{1}{1+\rho} = \log 1 - \log(1+\rho) \approx -\rho$$

$$r = \rho + \gamma\mu - \frac{\gamma^2\sigma^2}{2}$$

Note that expected income growth is

$$E\left[\frac{y_{t+1}}{y_t}\right] = \exp\left(\mu + \frac{\sigma^2}{2}\right) \approx \mu + \frac{\sigma^2}{2} \equiv g$$

So we have

$$\begin{aligned}
 r &= \rho + \gamma g - \gamma(1 + \gamma) \frac{\sigma^2}{2} \\
 \underbrace{(1 + \gamma) \frac{\sigma^2}{2}}_{\text{precautionary saving}} + \underbrace{\frac{r - \rho}{\gamma}}_{\text{intertemporal saving}} &= \underbrace{g}_{\text{expected growth borrowing}}
 \end{aligned}$$

Note that

$$\frac{-cu'''(c)}{u''(c)} = \frac{-c(-\gamma(-\gamma - 1)c^{-\gamma-2})}{-\gamma c^{-\gamma-1}} = (1 + \gamma)$$

so the precautionary saving motive is tied to the coefficient of relative prudence.

Note that  $\frac{1}{\gamma}$  is the inter-temporal elasticity of substitution, so the intertemporal saving motive is tied to the willingness to substitute inter-temporally

### 3 Perfect Insurance Against Transitory Shocks

This is fine, but this is a unit root process for idiosyncratic productivity risk

We know there are also more transitory shocks

Won't introducing those break the no-trade result?

Yes in a Huggett economy

No if we introduce explicit insurance against transitory shocks

Our approach

$$\begin{aligned}
 \log y &= \alpha + \varepsilon \\
 \alpha_{t+1} &= \alpha_t + \omega_{t+1} \\
 \omega_{t+1} &\sim N\left(-\frac{v_\omega}{2}, v_\omega\right) \\
 \varepsilon_{t+1} &\sim N\left(-\frac{v_\varepsilon}{2}, v_\varepsilon\right)
 \end{aligned}$$

Complete set of state-contingent claims indexed to  $\varepsilon_{t+1}$

Timing is: (1)  $\omega_t$  realized, (2) buy insurance against  $\varepsilon_t$ , (3)  $\varepsilon_t$  realized, claims pay off, make labor supply choice and buy bonds  $a_{t+1}$  to carry into next period.

No bond trade result survives (intuition is that idiosyncratic insurable shocks do not impact consumption realizations, so the same FOC for the non-contingent bond applies)

### 4 Optimal Tax Progressivity in a Rep Agent Setting

Warm up to optimal tax problem

Consider a representative agent version of the model

Rep agent values  $C$ ,  $N$  and  $G$  according to

$$u(C, N, G) = \log C - \frac{N^{1+\sigma}}{1+\sigma} + \chi \log G$$

Planner restricted to HSV tax and transfer class  
So rep agent budget constraint is

$$C = \lambda(WH)^{1-\tau}$$

We know the solution

$$N(\tau) = (1 - \tau)^{\frac{1}{1+\sigma}}$$

$$C = \lambda W^{1-\tau} (1 - \tau)^{\frac{1-\tau}{1+\sigma}}$$

The govt. budget constraint is

$$G = WN - \lambda(WN)^{1-\tau}$$

Define

$$g = \frac{G}{WN}$$

We have

$$\begin{aligned} (1 - g)WN &= \lambda(WN)^{1-\tau} \\ \lambda &= (1 - g)(WN)^\tau \end{aligned}$$

So we can write utility, as a function of the policy parameters  $\tau$  and  $g$ , as

$$\begin{aligned} u(C, N, G) &= \log((1 - g)(WN(\tau))^\tau W^{1-\tau} N(\tau)^{1-\tau}) - \frac{1 - \tau}{1 + \sigma} + \chi \log(gWN(\tau)) \\ &= \log((1 - g)WN(\tau)) - \frac{1 - \tau}{1 + \sigma} + \chi \log(gWN(\tau)) \end{aligned}$$

Take FOCs wrt  $g$  and  $\tau$

$$\frac{-1}{1 - g} + \frac{\chi}{g} = 0 \Rightarrow g = \frac{\chi}{1 + \chi}$$

$$\begin{aligned} (1 + \chi) \frac{\frac{\partial N(\tau)}{\partial \tau}}{N(\tau)} + \frac{\tau}{1 + \sigma} &= 0 \\ -(1 + \chi) \frac{\frac{1}{1+\sigma}(1 - \tau)^{\frac{1}{1+\sigma}-1}}{(1 - \tau)^{\frac{1}{1+\sigma}}} + \frac{1}{1 + \sigma} &= 0 \\ -(1 + \chi)(1 - \tau)^{-1} + 1 &= 0 \Rightarrow \tau = -\chi \end{aligned}$$

Why is the optimal tax system regressive?

## 5 Adding Inequality

Suppose

$$\log w = \alpha \text{ where } \alpha \sim N\left(-\frac{v_\alpha}{2}, v_\alpha\right)$$

We have the same decision rule for hours (given  $\gamma = 1$ )

$$n = (1 - \tau)^{\frac{1}{1+\sigma}}$$

Disutility from hours is the same for everyone and again equal to

$$-\frac{n^{1+\sigma}}{1+\sigma} = -\frac{1-\tau}{1+\sigma}$$

We know

$$\begin{aligned} c &= \lambda (wn)^{1-\tau} \\ &= \lambda w^{1-\tau} (1-\tau)^{\frac{1-\tau}{1+\sigma}} \end{aligned}$$

The govt budget constraint is

$$\begin{aligned} \int (wn - \lambda (wn)^{1-\tau}) dFw &= G \\ Y - \lambda (1-\tau)^{\frac{1-\tau}{1+\sigma}} \int w^{1-\tau} dFw &= gY \\ (1-g)n(\tau) &= \lambda n(\tau)^{\frac{1-\tau}{1+\sigma}} \int w^{1-\tau} dFw \end{aligned}$$

To solve for  $\lambda$  we need an expression for  $\int w^{1-\tau} dFw$

$$\int w^{1-\tau} dFw = E[\exp((1-\tau)\alpha)] = \exp\left(-\frac{(1-\tau)v_\alpha}{2} + \frac{(1-\tau)^2 v_\alpha}{2}\right) = \exp\left(-\tau(1-\tau)\frac{v_\alpha}{2}\right)$$

So we have

$$\begin{aligned} (1-g)n(\tau) &= \lambda n(\tau)^{1-\tau} \exp\left(-\tau(1-\tau)\frac{v_\alpha}{2}\right) \\ \lambda &= (1-g)n(\tau)^\tau \exp\left(\tau(1-\tau)\frac{v_\alpha}{2}\right) \\ &= (1-g)(1-\tau)^{\frac{\tau}{1+\sigma}} \exp\left(\tau(1-\tau)\frac{v_\alpha}{2}\right) \end{aligned}$$

So social welfare is

$$\begin{aligned} W &= \int \log\left(\lambda w^{1-\tau} (1-\tau)^{\frac{1-\tau}{1+\sigma}}\right) dFw - \frac{1-\tau}{1+\sigma} + \chi \log\left(g(1-\tau)^{\frac{1}{1+\sigma}}\right) \\ &= \log\left((1-g) \exp\left(\tau(1-\tau)\frac{v_\alpha}{2}\right) (1-\tau)^{\frac{1-\tau}{1+\sigma}}\right) \int \log(w^{1-\tau}) dFw - \frac{1-\tau}{1+\sigma} + \chi \log\left(g(1-\tau)^{\frac{1}{1+\sigma}}\right) \\ &= \log(1-g) + \tau(1-\tau)\frac{v_\alpha}{2} + \frac{1}{1+\sigma} \log(1-\tau) - (1-\tau)\frac{v_\alpha}{2} - \frac{1-\tau}{1+\sigma} + \chi \log\left(g(1-\tau)^{\frac{1}{1+\sigma}}\right) \end{aligned}$$



FOCs

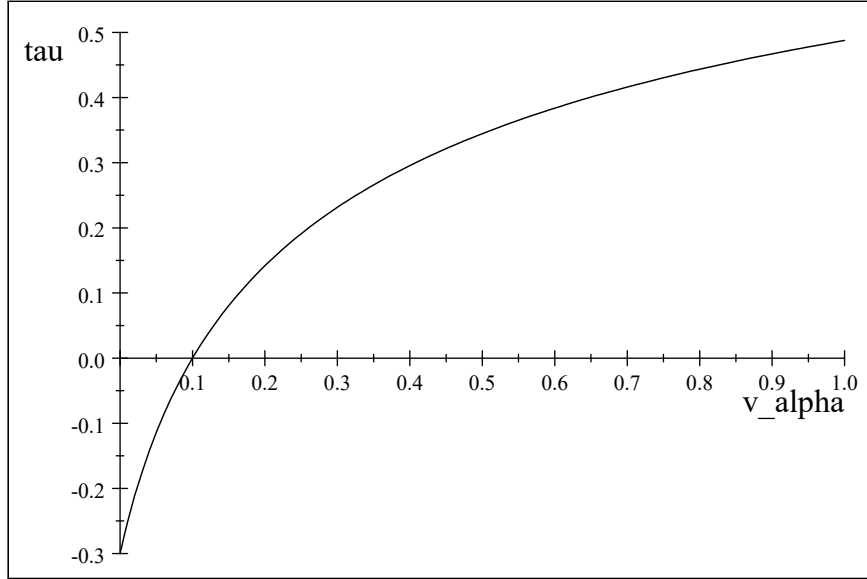
$$-\frac{1}{1-g} + \frac{\chi}{g} = 0 \Rightarrow g = \frac{\chi}{1+\chi}$$

$$2(1-\tau)\frac{v_\alpha}{2} + \frac{-(1+\chi)}{(1+\sigma)(1-\tau)} + \frac{1}{1+\sigma} = 0$$

which implies

$$\tau = 1 + \frac{1}{2v_\alpha(1+\sigma)} \left( -\sqrt{4v_\alpha(1+\sigma)(1+\chi)} + 1 + 1 \right)$$

Set  $\sigma = 2$   $\chi = 0.3$



Note that the optimal  $\tau$  is increasing in  $v_\alpha$

Suppose we let some random individual with wage  $w = \exp(\alpha)$  dictate fiscal policy

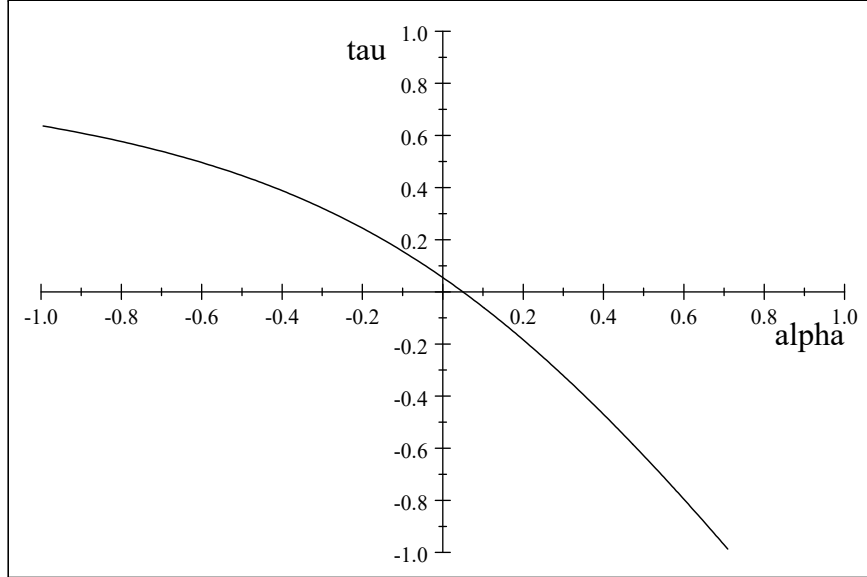
They would solve

$$\max_{\tau, g} \left\{ \log \left( \lambda w^{1-\tau} (1-\tau)^{\frac{1-\tau}{1+\sigma}} \right) - \frac{1-\tau}{1+\sigma} + \chi \log \left( g(1-\tau)^{\frac{1}{1+\sigma}} \right) \right\}$$

$$= \max_{\tau, g} \left\{ \log(1-g) + \tau(1-\tau)\frac{v_\alpha}{2} + \frac{1}{1+\sigma} \log(1-\tau) + (1-\tau)\alpha - \frac{1-\tau}{1+\sigma} + \chi \log \left( g(1-\tau)^{\frac{1}{1+\sigma}} \right) \right\}$$

It is immediate that the optimal choice for  $g$  will again be  $\chi/(1+\chi)$ . And pretty clear that the preferred choice for  $\tau$  will be decreasing in  $\alpha$ . The FOC for  $\tau$  is

$$(1-\tau)\frac{v_\alpha}{2} - \tau v_\alpha - \frac{(1+\chi)}{(1+\sigma)(1-\tau)} - \alpha + \frac{1}{1+\sigma} = 0$$



Suppose  $v_\alpha = 0.3 \tau$

## 6 Adding Skill Investment

Suppose people can invest in skills: costly to build skills, but payoff in terms of higher future wages

How big that payoff is will depend on progressivity of tax system

Suppose utility cost of skill investment is

$$-\frac{1}{(\kappa_i)^{\frac{1}{\psi}}} \frac{s^{1+\frac{1}{\psi}}}{1+\frac{1}{\psi}}$$

where  $s$  is a continuous measure of skills (e.g., years of education)

$\kappa_i$  is an idiosyncratic measure of ability (more able individuals find it cheaper to build skills)

Assume  $\kappa_i$  is exponentially distributed  $\kappa_i \sim Exp(1)$

Let  $m(s)$  denote the equilibrium density for skills

Assume output is CES aggregator of different skill types

$$Y = \left[ \int_0^\infty m(s) \frac{\theta-1}{\theta} ds \right]^{\frac{\theta}{\theta-1}}$$

where  $\theta \in (1, \infty)$  is the elasticity of substitution between skill types

Assume competitive labor markets: wages are marginal products

$$p(s) = \frac{\partial Y}{\partial m(s)} = Y^{\frac{1}{\theta}} m(s)^{\frac{-1}{\theta}}$$

where  $p(s)$  is the price (wage) for a unit of labor of skill type  $s$   
 Suppose (abstracting from labor supply)

$$c(s) = \lambda p(s)^{1-\tau}$$

Optimal skill investment: equate marginal cost and marginal gain

$$\begin{aligned} \frac{s^{\frac{1}{\psi}}}{\kappa^{\frac{1}{\psi}}} &= \frac{\partial u}{\partial c} \frac{\partial c}{\partial p(s)} \frac{\partial p(s)}{\partial s} \\ \frac{s^{\frac{1}{\psi}}}{\kappa^{\frac{1}{\psi}}} &= \frac{1}{\lambda p(s)^{1-\tau}} \lambda (1-\tau) p(s)^{-\tau} \frac{\partial p(s)}{\partial s} \\ \frac{s^{\frac{1}{\psi}}}{\kappa^{\frac{1}{\psi}}} &= \frac{(1-\tau)}{p(s)} \frac{\partial p(s)}{\partial s} \\ &= (1-\tau) \frac{\partial \log p(s)}{\partial s} \\ s &= \left[ (1-\tau) \frac{\partial \log p(s)}{\partial s} \right]^{\psi} \kappa \end{aligned} \tag{1}$$

We also know that

$$\log p(s) = \frac{1}{\theta} \log Y - \frac{1}{\theta} \log m(s) \tag{2}$$

So we have two sets of equations involving  $p(s)$ , both of which must be satisfied

In general solving for the  $p(s)$  function is a difficult fixed point problem:

need to know  $p(s)$  to figure out optimal skill investment from eq. 1, which determines  $m(s)$

But need to know  $m(s)$  to figure out skill prices from eq. 2

And we are solving for a function, not a single price

Trick: guess and verify log skill prices are linear in skills

$$\log p(s) = \pi_0 + \pi_1 s$$

Then skill investment problem gives

$$s = (1-\tau)^{\psi} \pi_1^{\psi} \kappa$$

Now if skills are proportional to  $\kappa$ , the skill distribution will be exponential, like the  $\kappa$  distribution

$\kappa$  is exponential with parameter  $\eta$ , so  $s$  is exponential with parameter  $\zeta = \eta\pi_1^{-\psi}(1-\tau)^{-\psi}$   
i.e.

$$m(s) = \zeta \exp(-\zeta s)$$

So

$$\begin{aligned} \log p(s) &= \frac{1}{\theta} \log Y - \frac{1}{\theta} \log m(s) \\ &= \frac{1}{\theta} \log Y - \frac{1}{\theta} (\log \zeta - \zeta s) \end{aligned}$$

So log skill prices are linear in skills as we guessed!

(note that for this we need  $s$  do be exponentially distributed, so the density  $m(s)$  is exponential – and  $s$  is exponentially distributed because  $\kappa$  is)

We have

$$\begin{aligned} \pi_1 &= \frac{\zeta}{\theta} \\ &= \frac{\eta\pi_1^{-\psi}(1-\tau)^{-\psi}}{\theta} \end{aligned}$$

i.e.,

$$\pi_1^{1+\psi} = \left(\frac{\eta}{\theta}\right) (1-\tau)^{-\psi}$$

So increasing  $\tau$  increases the pre-tax skill premium

So skill investment rule is

$$\begin{aligned} s &= \pi_1^\psi (1-\tau)^\psi \kappa \\ s &= \left(\left(\frac{\eta}{\theta}\right) (1-\tau)^{-\psi}\right)^{\frac{\psi}{1+\psi}} (1-\tau)^\psi \kappa \\ &= \left(\frac{\eta}{\theta}\right)^{\frac{\psi}{1+\psi}} (1-\tau)^{\frac{\psi}{1+\psi}} \kappa \end{aligned}$$

so higher tax progressivity reduces skill investment, and  $\psi$  controls the elasticity.

Note that this is why the skill premium  $\pi_1$  is increasing in  $\tau$

Note that

$$\begin{aligned} \log p(s) &= \pi_0 + \pi_1 s \\ &= \pi_0 + \pi_1^{1+\psi} (1-\tau)^\psi \kappa \\ &= \pi_0 + \left(\frac{\eta}{\theta}\right) (1-\tau)^{-\psi} (1-\tau)^\psi \kappa \\ &= \pi_0 + \left(\frac{\eta}{\theta}\right) \kappa \end{aligned}$$

So the variance of log skill prices is independent of tax progressivity

Why is that?

A higher value for  $\tau$  reduces skill investment => less inequality in  $s$ , which is a force for less inequality

But a higher value for  $\tau$  increases  $\pi_1 \Rightarrow$  more inequality in wages for a given distribution of skills, a force for more inequality  
These two forces exactly offset